

Department Of Computer Science & Engineering

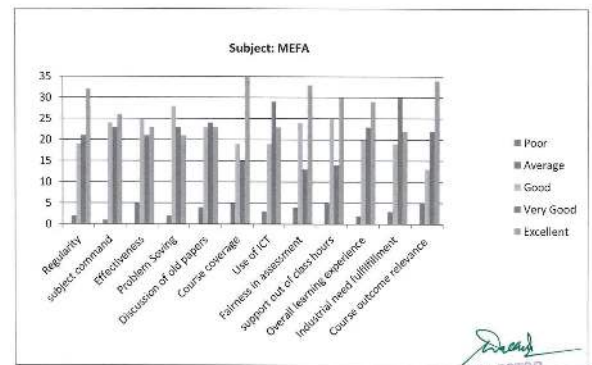
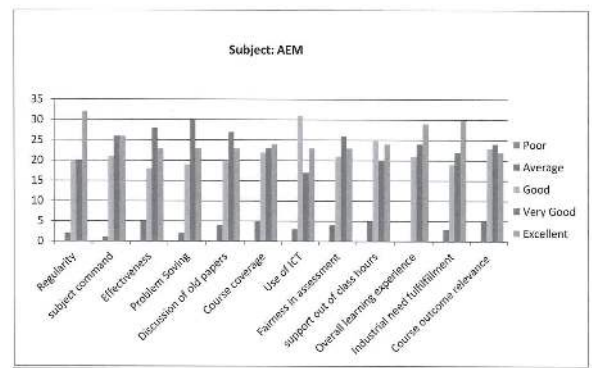
STUDENT FEEDBACK ANALYSIS REPORT

2022-23

(Odd Semester)

[Signature]
DIRECTOR
Geetanjali Institute of Technical Studies
Dabok, UDAPUR-513022 (Haj.)

FEEDBACK ANALYSIS (II Year/ III Sem (CSE))



3

[Signature]
DIRECTOR
Geetanjali Institute of Technical Studies
Dabok, UDAPUR-513022 (Haj.)

DATA COLLECTION AND ANALYSIS

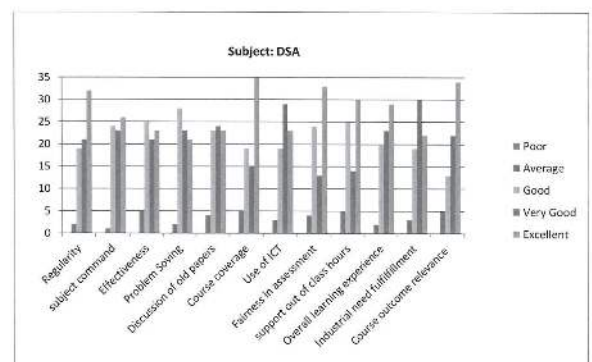
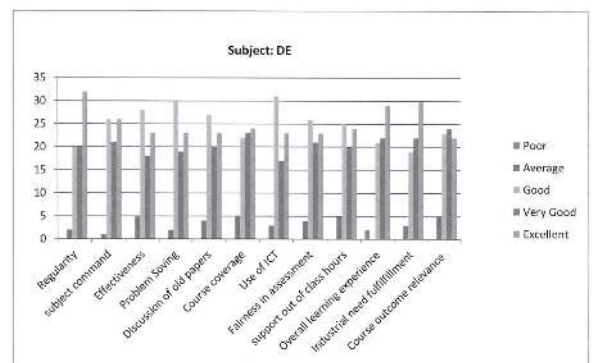
An effort was made to receive feedback from all the students of Computer Science & Engineering Department of the college. For this purpose, online feedback forms were filled by the students. In order to arrive to comprehensive results, useful statistical tools like percentage, etc. have been used. For the effective presentation of the data, various types of graphs have been used.

STUDENT FEEDBACK ON TEACHER

An effort was made to access the student feedback on teachers. As many as 12 questions were asked to the student on the various aspects like teacher's regularity, class preparation, guidance and mentoring, etc. Feedback was taken on 5/12/2022. Around 250 responses were received from the students and same is discussed below.

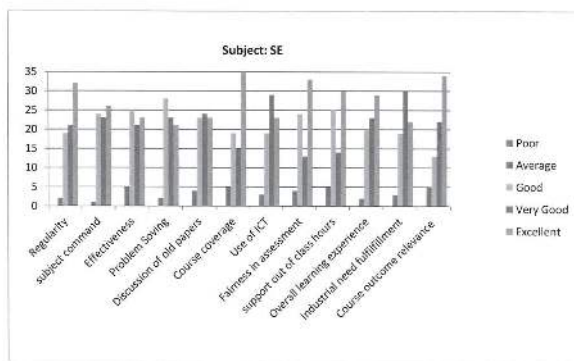
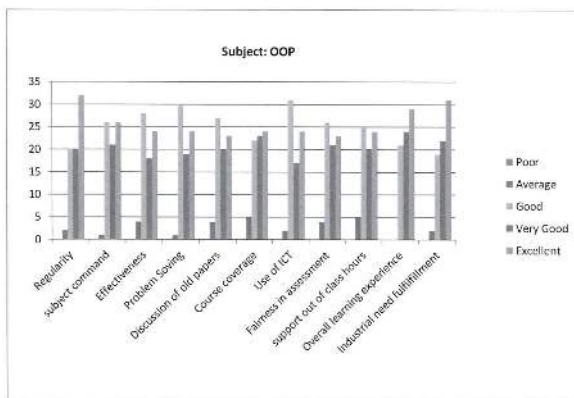
[Signature]
DIRECTOR
Geetanjali Institute of Technical Studies
Dabok, UDAPUR-513022 (Haj.)

2



4

[Signature]
DIRECTOR
Geetanjali Institute of Technical Studies
Dabok, UDAPUR-513022 (Haj.)



5

[Signature]
DIRECTOR
Geetanjali Institute of Technical Studies
B-4-1, MIDAPUR-313022 (Raj.)

5) CLASS NOTES/STUDY MATERIAL:

It was observed that around 90% students have said that very good notes were provided by the teacher. Around 10% of them have responded that study material was average.

6) COURSE COVERAGE :

It was observed that around 95% students were satisfied with the course coverage.

MAJOR OBSERVATIONS AND RECOMMENDATIONS

1. It was found that, over 90% students were satisfied with guidance and mentoring by the teachers in the department. It is recommended to the teachers to improve the guidance and mentoring process to satisfy remaining 10% of students.
2. It was found that, over 95% students feel that, the teacher's regularity to class was good. Therefore, it was recommended to the teacher's that, they should maintain the regularity and improve it to satisfy remaining 5% of students.
3. It was noticed that, over 85% students have said that, the teacher's preparation to class was good. It was recommended to the teachers should continue in preparing to classes on regular basis.
4. It was observed that, around 88% students have said that, the teacher's presentation and communication skills were good. It was recommended to the teachers should continue maintaining and improving effectiveness of presentation and communication skills in classes so that remaining 12% student enjoy the classes.
5. It was observed that, 82% of the students have said availability of the reference books is good. It was found around 18% students were not satisfied with availability of reference books in the college. Therefore, it is recommended to buy more reference books in the college.

7

[Signature]
DIRECTOR
Geetanjali Institute of Technical Studies
B-4-1, MIDAPUR-313022 (Raj.)

Above Feedback charts explain the responses of 3rd Semester students on various aspects which are discussed as below:

1) REGULARITY OF THE TEACHER TO THE CLASS:

It was observed that approx 85% students feel that, teachers were very good at maintaining the regularity to the class. Whereas, 15% respondents have said teacher's regularity to class was Average.

COMMAND ON SUBJECT:

It was observed that approx 75% students feel that, teachers were very good in the respective subjects. Around 23% students were satisfied with the teaching. Whereas, 2% have said teacher's command on subject was not up to the mark.

2) EFFECTIVENESS OF LECTURE DELIVERY:

It was observed that around 85% students feel that, teachers were quite effective in delivering the lectures. Whereas, 10% respondents have said that effectiveness of lecture delivery was average and 5% of them were not satisfied.

3) TEACHER'S ABILITY TO CLEAR THE DOUBTS:

It was observed that more than 75% students feel that, teachers were very good in solving their problems. Around 23% students told that teachers were average in problem solving. Whereas, 2% respondents were not satisfied.

4) DISCUSSION OF PREVIOUS YEAR QUESTION PAPERS:

It was observed that around 90% students have said that, teachers were really good in discussion of previous year question papers. All the papers were discussed and solved in the class. 8% students have responded that it was average and 2% students responded that they didn't get the old question papers.

6

[Signature]
DIRECTOR
Geetanjali Institute of Technical Studies
B-4-1, MIDAPUR-313022 (Raj.)

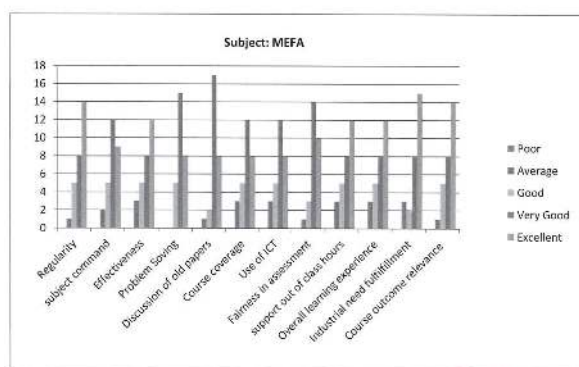
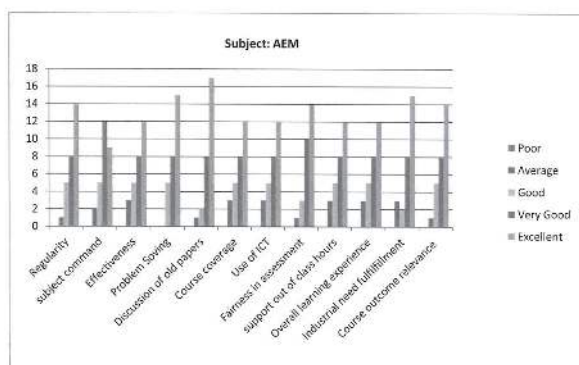
SPECIFIC OBSERVATION AND ACTIONS TAKEN

1. Teachers were asked to undertake more experiential teaching learning process.
2. In subject SE, previous years question papers were not provided to the students. To solve this issue, concerned faculty was advised to provide and discuss all the previous year question papers.
3. In subject DE, faculty was advised to provide the solution of numerical based important questions.
4. Faculty was advised to give sufficient time for mentoring and counseling with the students.
5. Slow learners and advanced learners were given more attention according to their needs.
6. Expert guidance lectures were conducted on different topics of advanced technology to inculcate interest in subjects.

8

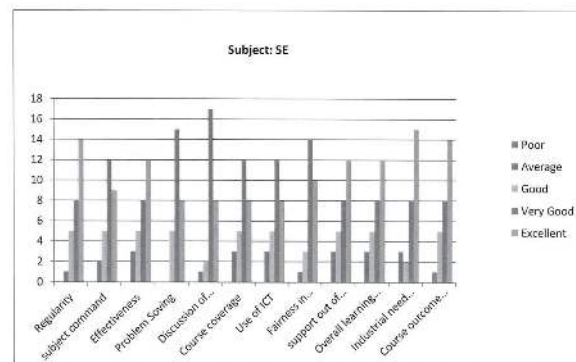
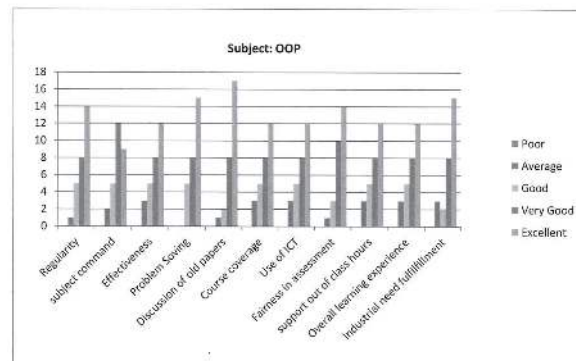
[Signature]
DIRECTOR
Geetanjali Institute of Technical Studies
B-4-1, MIDAPUR-313022 (Raj.)

FEEDBACK ANALYSIS (II Year/ III Sem (AI))



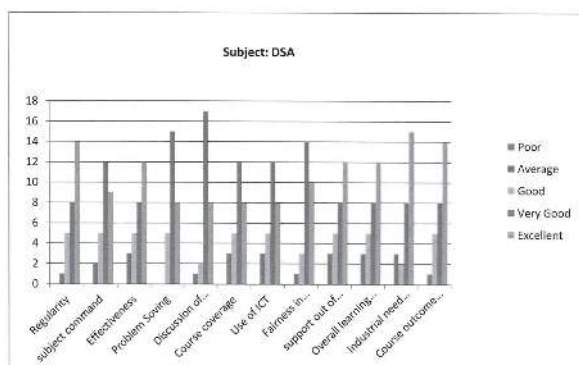
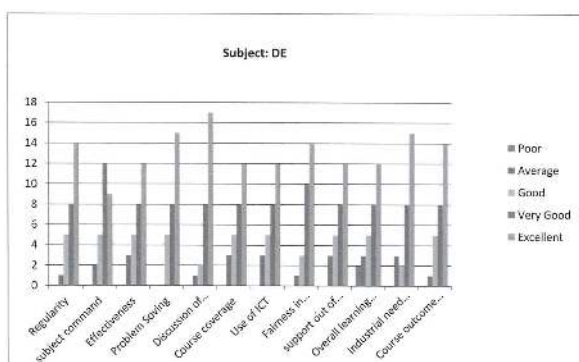
9

Sanjay
DIRECTOR
Geetanjali Institute of Technical Studies
Dabok, UDAPUR-313022 (Raj.)



11

Sanjay
DIRECTOR
Geetanjali Institute of Technical Studies
Dabok, UDAPUR-313022 (Raj.)



10

Sanjay
DIRECTOR
Geetanjali Institute of Technical Studies
Dabok, UDAPUR-313022 (Raj.)

Above Feedback charts explain the responses of 3rd Semester AI students on various aspects which are discussed as below:

1) REGULARITY OF THE TEACHER TO THE CLASS:

It was observed that approx 90% students feel that, teachers were very good at maintaining the regularity to the class. Whereas, 10% respondents have said teacher's regularity to class was Average.

2) COMMAND ON SUBJECT:

It was observed that approx 80% students feel that, teachers were very good in the respective subjects. Around 20% students were satisfied with the teaching.

3) EFFECTIVENESS OF LECTURE DELIVERY:

It was observed that around 85% students feel that, teachers were quite effective in delivering the lectures. Whereas, 10% respondents have said that effectiveness of lecture delivery was average and 5% of them were not satisfied.

4) TEACHER'S ABILITY TO CLEAR THE DOUBTS:

It was observed that more than 80% students feel that, teachers were very good in solving their problems. Around 20% students told that teachers were average in problem solving.

5) DISCUSSION OF PREVIOUS YEAR QUESTION PAPERS:

It was observed that around 90% students have said that, teachers were really good in discussion of previous year question papers. All the papers were discussed and solved in the class. 8% students have responded that it was average and 2% students responded that they didn't get the old question papers.

12

Sanjay
DIRECTOR
Geetanjali Institute of Technical Studies
Dabok, UDAPUR-313022 (Raj.)

6) CLASS NOTES/STUDY MATERIAL:

It was observed that around 95% students have said that very good notes were provided by the teacher. Around 5% of them have responded that study material was average.

7) COURSE COVERAGE :

It was observed that around 95% students were satisfied with the course coverage.

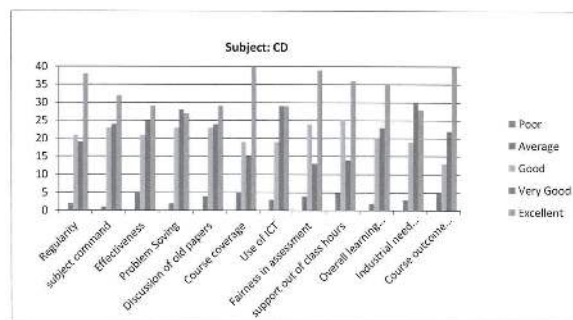
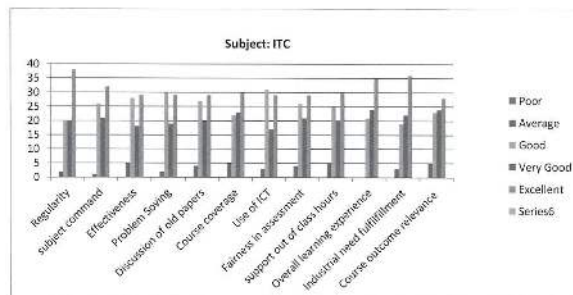
MAJOR OBSERVATIONS AND RECOMMENDATIONS

1. It was found that, over 90% students were satisfied with guidance and mentoring by the teachers in the department. It is recommended to the teachers to improve the guidance and mentoring process to satisfy remaining 10% of students.
2. It was found that, over 95% students feel that, the teacher's regularity to class was good. Therefore, it was recommended to the teacher's that, they should maintain the regularity and improve it to satisfy remaining 5% of students.
3. It was noticed that, over 85% students have said that, the teacher's preparation to class was good. It was recommended to the teachers should continue in preparing to classes on regular basis.
4. It was observed that, around 90% students have said that, the teacher's presentation and communication skills were good. It was recommended to the teachers should continue maintaining and improving effectiveness of presentation and communication skills in classes so that remaining 10% student enjoy the classes.
5. It was observed that, 85% of the students have said availability of the reference books is good. It was found around 15% students were not satisfied with availability of reference books in the college. Therefore, it is recommended to buy more reference books in the college.

13

[Signature]
DIRECTOR
Geetanjali Institute of Technical Studies
Dabok, UDAPUR-513022 (Raj.)

FEEDBACK ANALYSIS (III year/ V Sem)



15

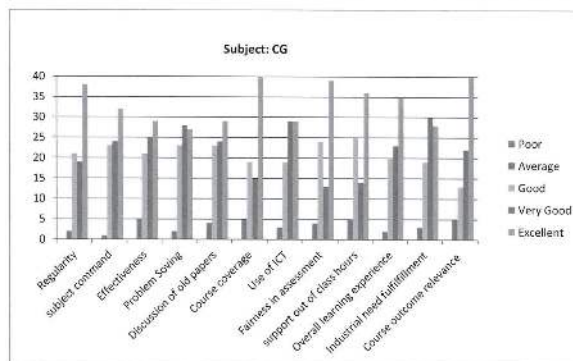
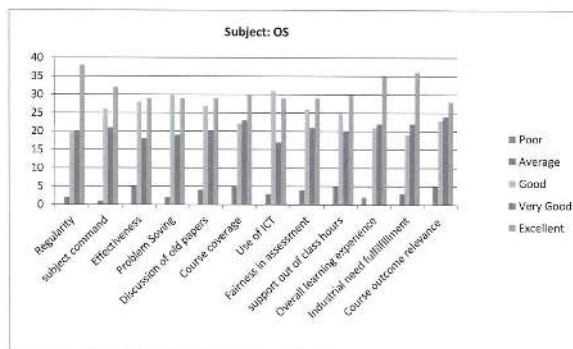
[Signature]
DIRECTOR
Geetanjali Institute of Technical Studies
Dabok, UDAPUR-513022 (Raj.)

SPECIFIC OBSERVATION AND ACTIONS TAKEN

1. Teachers were asked to undertake more experiential teaching learning process.
2. In subject OOP, previous years question papers were not provided to the students. To solve this issue, concerned faculty was advised to provide and discuss all the previous year question papers.
3. In subject DE, faculty was advised to provide the solution of numerical based important questions.
4. Faculty was advised to give sufficient time for mentoring and counseling with the students.
5. Slow learners and advanced learners were given more attention according to their needs.
6. Expert guidance lectures were conducted on different topics of advanced technology to inculcate interest in subjects.

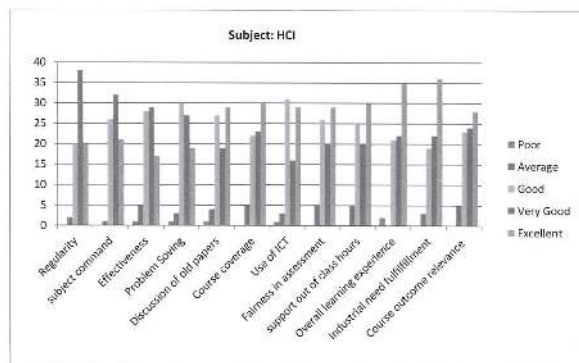
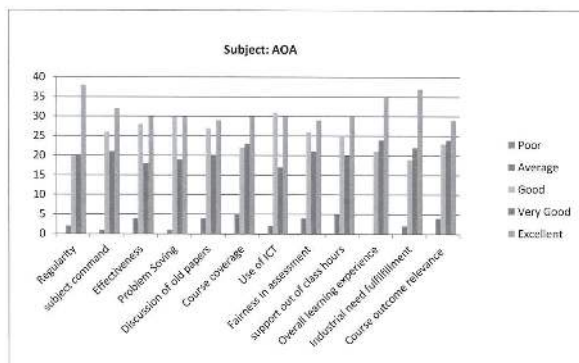
14

[Signature]
DIRECTOR
Geetanjali Institute of Technical Studies
Dabok, UDAPUR-513022 (Raj.)



16

[Signature]
DIRECTOR
Geetanjali Institute of Technical Studies
Dabok, UDAPUR-513022 (Raj.)



17

(Signature)
DIRECTOR
Geetanjali Institute of Technical Studies
Dabok, UDAPUR-315022 (Raj.)

6) CLASS NOTES/STUDY MATERIAL:

It was observed that around 85% students have said that very good notes were provided by the teacher. Around 15% of them have responded that study material was average.

7) COURSE COVERAGE :

It was observed that around 90% students were satisfied with the course coverage.

MAJOR OBSERVATIONS AND RECOMMENDATIONS

1. It was found that, over 90% students were satisfied with guidance and mentoring by the teachers in the department. It is recommended to the teachers to improve the guidance and mentoring process to satisfy remaining 10% of students.
2. It was found that, over 95% students feel that, the teacher's regularity to class was good. Therefore, it was recommended to the teacher's that, they should maintain the regularity and improve it to satisfy remaining 5% of students.
3. It was noticed that, over 87% students have said that, the teacher's preparation to class was good. It was recommended to the teachers should continue in preparing to classes on regular basis.
4. It was observed that, around 83% students have said that, the teacher's presentation and communication skills were good. It was recommended to the teachers should continue maintaining and improving effectiveness of presentation and communication skills in classes so that remaining 17% student enjoy the classes.
5. It was observed that, 82% of the students have said availability of the reference books is good. It was found around 18% students were not satisfied with availability of reference books in the college. Therefore, it is recommended to buy more reference books in the college.

19

(Signature)
DIRECTOR
Geetanjali Institute of Technical Studies
Dabok, UDAPUR-315022 (Raj.)

Above Feedback charts explain the responses of 5th Semester students on various aspects which are discussed as below:

1) REGULARITY OF THE TEACHER TO THE CLASS:

It was observed that approx 80% students feel that, teachers were very good at maintaining the regularity to the class. Whereas, 15% respondents have said teacher's regularity to class was Average.

2) COMMAND ON SUBJECT:

It was observed that approx 75% students feel that, teachers were very good in the respective subjects. Around 23% students were satisfied with the teaching. Whereas, 2% have said teacher's command on subject was not up to the mark.

3) EFFECTIVENESS OF LECTURE DELIVERY:

It was observed that around 85% students feel that, teachers were quite effective in delivering the lectures. Whereas, 10% respondents have said that effectiveness of lecture delivery was average and 5% of them were not satisfied.

4) TEACHER'S ABILITY TO CLEAR THE DOUBTS:

It was observed that more than 75% students feel that, teachers were very good in solving their problems. Around 23% students told that teachers were average in problem solving. Whereas, 2% respondents have said teacher's problem solving ability was poor.

5) DISCUSSION OF PREVIOUS YEAR QUESTION PAPERS:

It was observed that around 90% students have said that, teachers were really good in discussion of previous year question papers. All the papers were discussed and solved in the class. 8% students have responded that it was average and 2% students responded that they didn't get the old question papers.

18

(Signature)
DIRECTOR
Geetanjali Institute of Technical Studies
Dabok, UDAPUR-315022 (Raj.)

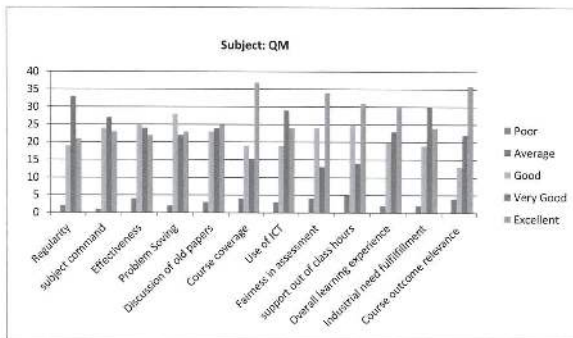
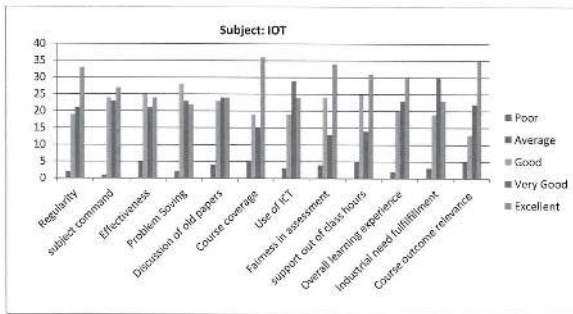
SPECIFIC OBSERVATION AND ACTIONS TAKEN

1. In subject HCI, previous years question papers were not provided to the students. To solve this issue, concerned faculty was advised to provide and discuss all the previous year question papers.
2. Teachers were asked to undertake more experiential teaching learning process.
3. In subject ITC, faculty was advised to provide the solution of numerical based important questions.
4. Expert guidance lectures were conducted on different topics of advanced technology to inculcate interest in subjects.
5. Faculty was advised to give sufficient time for mentoring and counseling with the students.
6. More reference books were provided in the college library for the betterment of students.
7. More career guidance and soft skill development schemes have been implemented.

20

(Signature)
DIRECTOR
Geetanjali Institute of Technical Studies
Dabok, UDAPUR-315022 (Raj.)

FEEDBACK ANALYSIS (IV year/ VII Sem)



21

[Signature]
DIRECTOR
Geetanjali Institute of Technical Studies
Dabok, UDARPUR-315022 (Raj.)

6) CLASS NOTES/STUDY MATERIAL:

It was observed that around 85% students have said that very good notes were provided by the teacher. Around 15% of them have responded that study material was average.

7) COURSE COVERAGE :

It was observed that around 90% students were satisfied with the course coverage.

MAJOR OBSERVATIONS AND RECOMMENDATIONS

1. It was found that, over 90% students were satisfied with guidance and mentoring by the teachers in the department. It is recommended to the teachers to improve the guidance and mentoring process to satisfy remaining 10% of students.
2. It was found that, over 95% students feel that, the teacher's regularity to class was good. Therefore, it was recommended to the teacher's that, they should maintain the regularity and improve it to satisfy remaining 5% of students.
3. It was noticed that, over 87% students have said that, the teacher's preparation to class was good. It was recommended to the teachers should continue in preparing to classes on regular basis.
4. It was observed that, around 83% students have said that, the teacher's presentation and communication skills were good. It was recommended to the teachers should continue maintaining and improving effectiveness of presentation and communication skills in classes so that remaining 17% student enjoy the classes.
5. It was observed that, 82% of the students have said availability of the reference books is good. It was found around 18% students were not satisfied with availability of reference books in the college. Therefore, it is recommended to buy more reference books in the college.

23

[Signature]
DIRECTOR
Geetanjali Institute of Technical Studies
Dabok, UDARPUR-315022 (Raj.)

Above Feedback charts explain the responses of 7th Semester students on various aspects which are discussed as below:

1) REGULARITY OF THE TEACHER TO THE CLASS:

It was observed that approx 95% students feel that, teachers were very good at maintaining the regularity to the class. Whereas, 5% respondents have said teacher's regularity to class was Average.

2) COMMAND ON SUBJECT:

It was observed that approx 75% students feel that, teachers were very good in the respective subjects. Around 23% students were satisfied with the teaching. Whereas, 2% have said teacher's command on subject was not up to the mark.

3) EFFECTIVENESS OF LECTURE DELIVERY:

It was observed that around 90% students feel that, teachers were quite effective in delivering the lectures. Whereas, 7% respondents have said that effectiveness of lecture delivery was average and 3% of them were not satisfied.

4) TEACHER'S ABILITY TO CLEAR THE DOUBTS:

It was observed that more than 90% students feel that, teachers were very good in solving their problems. Around 10% students told that teachers were average in problem solving.

5) DISCUSSION OF PREVIOUS YEAR QUESTION PAPERS:

It was observed that around 90% students have said that, teachers were really good in discussion of previous year question papers. All the papers were discussed and solved in the class. 8% students have responded that it was average and 2% students responded that they didn't get the old question papers.

22

[Signature]
DIRECTOR
Geetanjali Institute of Technical Studies
Dabok, UDARPUR-315022 (Raj.)

SPECIFIC OBSERVATION AND ACTIONS TAKEN

1. Teachers were asked to undertake more experiential teaching learning process.
2. Students were encouraged to take up more research based application projects.
3. Entrepreneurial skills of the students were also encouraged.
4. IoT based advanced projects were prepared by the students under the guidance of the concerned faculty.
5. Faculty was advised to give sufficient time for mentoring and counseling with the students.
6. More reference books were provided in the college library for the betterment of students.
7. More career guidance and soft skill development schemes have been implemented.

24

[Signature]
DIRECTOR
Geetanjali Institute of Technical Studies
Dabok, UDARPUR-315022 (Raj.)

Department Of Mechanical Engineering

STUDENT FEEDBACK ANALYSIS REPORT

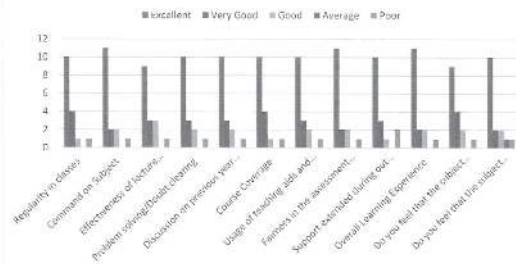
2022-23

(Odd Semester)

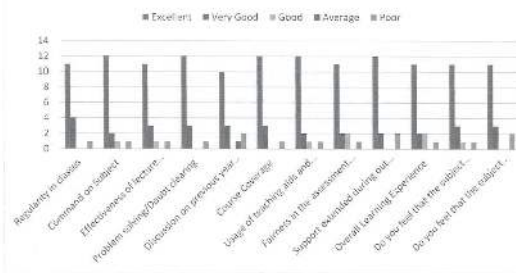

DIRECTOR
Geetanjali Institute of Technical Studies
Dabok, UDPU-311022 (Raj.)

FEEDBACK ANALYSIS (II Year/ III Sem (ME))

Subject: AEM



Subject: TC



3


DIRECTOR
Geetanjali Institute of Technical Studies
Dabok, UDPU-311022 (Raj.)

DATA COLLECTION AND ANALYSIS

An effort was made to receive feedback from all the students of Mechanical Engineering Department of the college. For this purpose, online feedback forms were filled by the students. In order to arrive to comprehensive results, useful statistical tools like percentage, etc. have been used. For the effective presentation of the data, various types of graphs have been used.

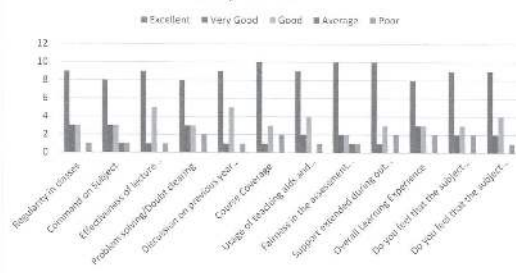
STUDENT FEEDBACK ON TEACHER

An effort was made to access the student feedback on teachers. As many as 12 questions were asked to the student on the various aspects like teacher's regularity, class preparation, guidance and mentoring, etc. Feedback was taken on 5/12/2022. Around 65 responses were received from the students and same is discussed below.

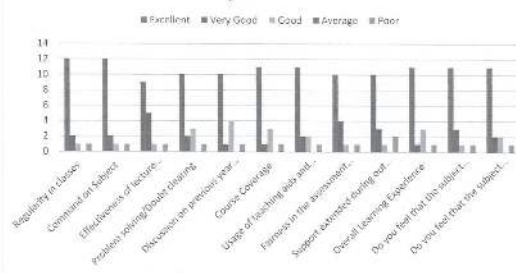
2


DIRECTOR
Geetanjali Institute of Technical Studies
Dabok, UDPU-311022 (Raj.)

Subject: EM



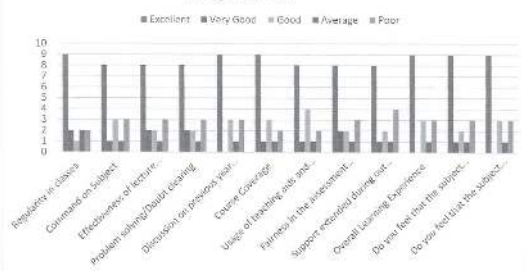
Subject: ET



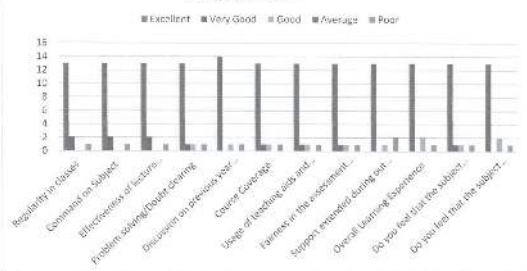
4


DIRECTOR
Geetanjali Institute of Technical Studies
Dabok, UDPU-311022 (Raj.)

Subject: MSE



Subject: MOS



5

[Signature]
DIRECTOR
Geetanjali Institute of Technical Studies
Dabok, Gandhinagar Road (Raj.)

It was observed that around 90% students have said that very good notes were provided by the teacher. Around 10% of them have responded that study material was average.

7) COURSE COVERAGE:

It was observed that around 90% students were satisfied with the course coverage.

MAJOR OBSERVATIONS AND RECOMMENDATIONS

1. It was found that, over 90% students were satisfied with guidance and mentoring by the teachers in the department. It is recommended to the teachers to improve the guidance and mentoring process to satisfy remaining 10% of students.
2. It was found that, over 95% students feel that, the teacher's regularity to class was good. Therefore, it was recommended to the teacher's that, they should maintain the regularity and improve it to satisfy remaining 5% of students.
3. It was noticed that, over 85% students have said that, the teacher's preparation to class was good. It was recommended to the teachers should continue in preparing to classes on regular basis.
4. It was observed that, around 88% students have said that, the teacher's presentation and communication skills were good. It was recommended to the teachers should continue maintaining and improving effectiveness of presentation and communication skills in classes so that remaining 12% student enjoy the classes.
5. It was observed that, 82% of the students have said availability of the reference books is good. It was found around 18% students were not satisfied with availability of reference books in the college. Therefore, it is recommended to buy more reference books in the college.

7

[Signature]
DIRECTOR
Geetanjali Institute of Technical Studies
Dabok, Gandhinagar Road (Raj.)

Above Feedback charts explain the responses of 3rd Semester students on various aspects which are discussed as below:

1) REGULARITY OF THE TEACHER TO THE CLASS:

It was observed that approx. 85% students feel that, teachers were very good at maintaining the regularity to the class. Whereas, 2% respondents have said teacher's regularity to class was Average.

2) COMMAND ON SUBJECT:

It was observed that approx 90% students feel that, teachers were very good in the respective subjects. Around 2% students were satisfied with the teaching. Whereas, 8% have said teacher's command on subject was not up to the mark.

3) EFFECTIVENESS OF LECTURE DELIVERY:

It was observed that around 78% students feel that, teachers were quite effective in delivering the lectures. Whereas, 1% respondents have said that effectiveness of lecture delivery was average and 8% of them were not satisfied.

4) TEACHER'S ABILITY TO CLEAR THE DOUBTS:

It was observed that more than 78% students feel that, teachers were very good in solving their problems. Whereas, 11% respondents were not satisfied.

5) DISCUSSION OF PREVIOUS YEAR QUESTION PAPERS:

It was observed that around 88% students have said that, teachers were really good in discussion of previous year question papers. All the papers were discussed and solved in the class. 2% students have responded that it was average and 8% students responded that they didn't get the old question papers.

6) CLASS NOTES/STUDY MATERIAL:

6

[Signature]
DIRECTOR
Geetanjali Institute of Technical Studies
Dabok, Gandhinagar Road (Raj.)

SPECIFIC OBSERVATION AND ACTIONS TAKEN

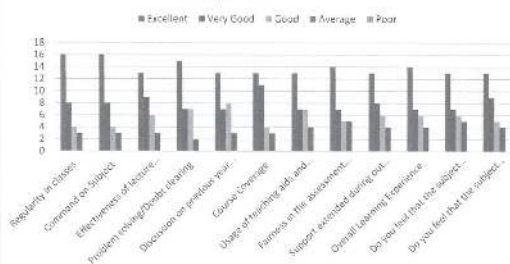
1. Teachers were asked to undertake more experiential teaching learning process.
2. All concerned faculty was advised to provide and discuss all the previous year question papers.
3. Faculty was advised to give sufficient time for mentoring and counseling with the students.
4. Slow learners and advanced learners were given more attention according to their needs.
5. Expert guidance lectures were conducted on different topics of advanced technology to inculcate interest in subjects.

8

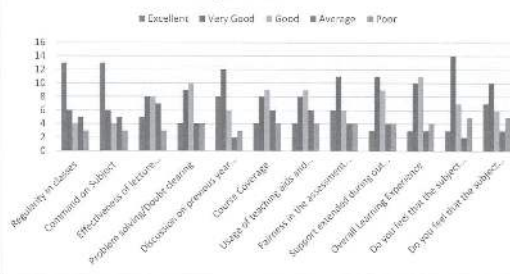
[Signature]
DIRECTOR
Geetanjali Institute of Technical Studies
Dabok, Gandhinagar Road (Raj.)

FEEDBACK ANALYSIS (III year/ V Sem)

Subject: MS



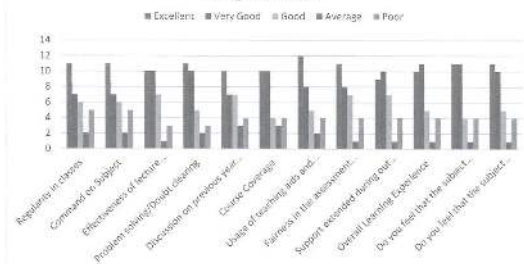
Subject: HT



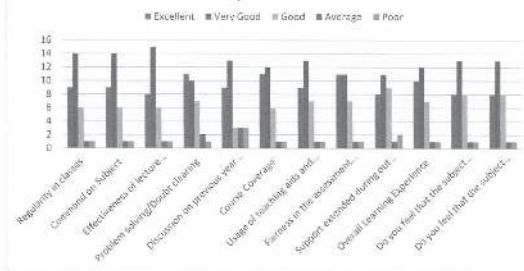
9

Director
DIRECTOR
Gestanjali Institute of Technical Studies
Dabok, UDAPUR-313022 (Raj.)

Subject: POM



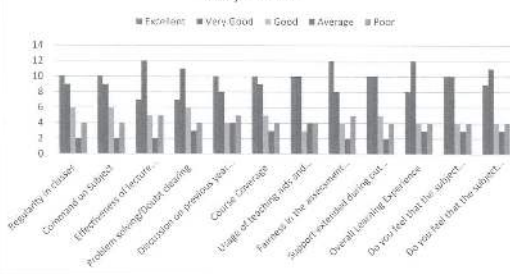
Subject: AE



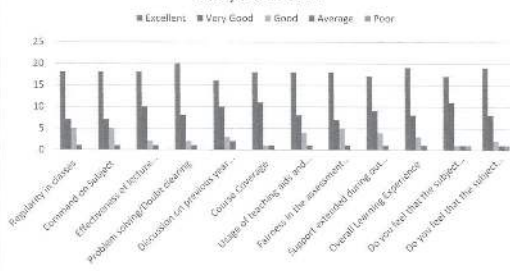
11

Director
DIRECTOR
Gestanjali Institute of Technical Studies
Dabok, UDAPUR-313022 (Raj.)

Subject: MT



Subject: DOM-I



10

Director
DIRECTOR
Gestanjali Institute of Technical Studies
Dabok, UDAPUR-313022 (Raj.)

Above Feedback charts explain the responses of 5th Semester students on various aspects which are discussed as below:

1) REGULARITY OF THE TEACHER TO THE CLASS:

It was observed that approx 80% students feel that, teachers were very good at maintaining the regularity to the class. Whereas, 15% respondents have said teacher's regularity to class was Average.

2) COMMAND ON SUBJECT:

It was observed that approx 75% students feel that, teachers were very good in the respective subjects. Around 23% students were satisfied with the teaching. Whereas, 2% have said teacher's command on subject was not up to the mark.

3) EFFECTIVENESS OF LECTURE DELIVERY:

It was observed that around 85% students feel that, teachers were quite effective in delivering the lectures. Whereas, 10% respondents have said that effectiveness of lecture delivery was average and 5% of them were not satisfied.

4) TEACHER'S ABILITY TO CLEAR THE DOUBTS:

It was observed that more than 88% students feel that, teachers were very good in solving their problems. Around 6% students said that teachers were average in problem solving. Whereas, 6% respondents have said teacher's problem-solving ability was poor.

5) DISCUSSION OF PREVIOUS YEAR QUESTION PAPERS:

It was observed that around 90% students have said that, teachers were really good in discussion of previous year question papers. All the papers were discussed and solved in the class. 8% students have responded that it was average and 2% students responded that they didn't get the old question papers.

12

Director
DIRECTOR
Gestanjali Institute of Technical Studies
Dabok, UDAPUR-313022 (Raj.)

6) CLASS NOTES/STUDY MATERIAL:

It was observed that around 85% students have said that very good notes were provided by the teacher. Around 15% of them have responded that study material was average.

7) COURSE COVERAGE:

It was observed that around 90% students were satisfied with the course coverage.

MAJOR OBSERVATIONS AND RECOMMENDATIONS

1. It was found that, over 90% students were satisfied with guidance and mentoring by the teachers in the department. It is recommended to the teachers to improve the guidance and mentoring process to satisfy remaining 10% of students.

2. It was found that, over 95% students feel that, the teacher's regularity to class was good. Therefore, it was recommended to the teacher's that, they should maintain the regularity and improve it to satisfy remaining 5% of students.

3. It was noticed that, over 88% students have said that, the teacher's preparation to class was good. It was recommended to the teachers should continue in preparing to classes on regular basis.

4. It was observed that, around 85% students have said that, the teacher's presentation and communication skills were good. It was recommended to the teachers should continue maintaining and improving effectiveness of presentation and communication skills in classes so that remaining 15% student enjoy the classes.

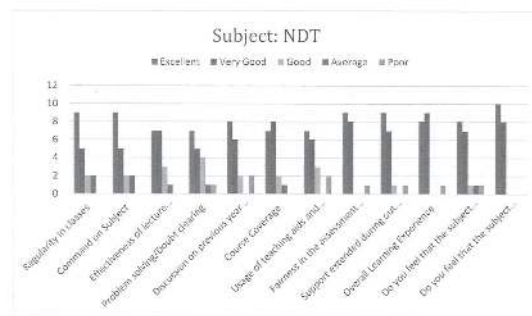
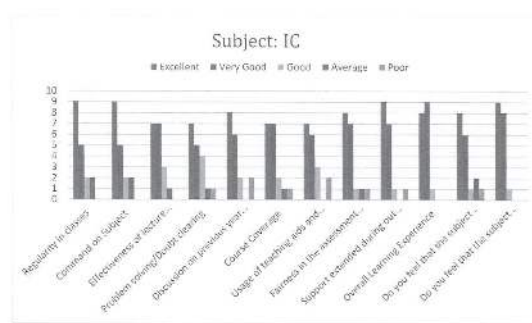
5. It was observed that, 84% of the students have said availability of the reference books is good. It was found around 16% students were not satisfied with availability of reference books in the college. Therefore, it is recommended to buy more reference books in the college.

13

Director
DIRECTOR

Gestanjali Institute of Technical Studies
Dabok, DUAIPUR-713022 (Raj.)

FEEDBACK ANALYSIS (IV year/ VII Sem)



15

Director
DIRECTOR

Gestanjali Institute of Technical Studies
Dabok, DUAIPUR-713022 (Raj.)

SPECIFIC OBSERVATION AND ACTIONS TAKEN

1. Teachers were asked to undertake more experiential teaching learning process.
2. All faculty was advised to provide the solution of numerical based important questions.
3. Expert guidance lectures were conducted on different topics of advanced technology to inculcate interest in subjects.
4. Faculty was advised to give sufficient time for mentoring and counseling with the students.
5. More reference books were provided in the college library for the betterment of students.
6. More career guidance and soft skill development schemes have been implemented.

14

Director
DIRECTOR

Gestanjali Institute of Technical Studies
Dabok, DUAIPUR-713022 (Raj.)

Above Feedback charts explain the responses of 7th Semester students on various aspects which are discussed as below:

1) REGULARITY OF THE TEACHER TO THE CLASS:

It was observed that approx 90% students feel that, teachers were very good at maintaining the regularity to the class. Whereas, 10% respondents have said teacher's regularity to class was Average.

2) COMMAND ON SUBJECT:

It was observed that approx 88% students feel that, teachers were very good in the respective subjects. Around 12% students were satisfied with the teaching

3) EFFECTIVENESS OF LECTURE DELIVERY:

It was observed that around 95% students feel that, teachers were quite effective in delivering the lectures. Whereas, 5% respondents have said that effectiveness of lecture delivery was average.

4) TEACHER'S ABILITY TO CLEAR THE DOUBTS:

It was observed that more than 90% students feel that, teachers were very good in solving their problems. Around 10% students told that teachers were average in problem solving.

5) DISCUSSION OF PREVIOUS YEAR QUESTION PAPERS:

It was observed that around 90% students have said that, teachers were really good in discussion of previous year question papers. 10% students responded that they didn't get the old question papers.

6) CLASS NOTES/STUDY MATERIAL:

It was observed that around 85% students have said that very good notes were provided by the teacher. Around 15% of them have responded that study material was average.

16

Director
DIRECTOR

Gestanjali Institute of Technical Studies
Dabok, DUAIPUR-713022 (Raj.)

7) COURSE COVERAGE:

It was observed that around 90% students were satisfied with the course coverage.

MAJOR OBSERVATIONS AND RECOMMENDATIONS

1. It was found that, over 90% students were satisfied with guidance and mentoring by the teachers in the department. It is recommended to the teachers to improve the guidance and mentoring process to satisfy remaining 10% of students.
2. It was found that, over 95% students feel that, the teacher's regularity to class was good. Therefore, it was recommended to the teacher's that, they should maintain the regularity and improve it to satisfy remaining 5% of students.
3. It was noticed that, over 85% students have said that, the teacher's preparation to class was good. It was recommended to the teachers should continue in preparing to classes on regular basis.
4. It was observed that, around 85% students have said that, the teacher's presentation and communication skills were good. It was recommended to the teachers should continue maintaining and improving effectiveness of presentation and communication skills in classes so that remaining 15% student enjoy the classes.
5. It was observed that, 88% of the students have said availability of the reference books is good. It was found around 12% students were not satisfied with availability of reference books in the college. Therefore, it is recommended to buy more reference books in the college.

SPECIFIC OBSERVATION AND ACTIONS TAKEN

1. Teachers were asked to undertake more experiential teaching learning process.

17


DIRECTOR
Geetanjali Institute of Technical Studies
Dabok, UDANPUR-313022 (Raj.)

2. Students were encouraged to take up more research-based application projects.
3. Entrepreneurial skills of the students were also encouraged.
4. Faculty was advised to give sufficient time for mentoring and counseling with the students.
5. More reference books were provided in the college library for the betterment of students.
6. More career guidance and soft skill development schemes have been implemented.

18


DIRECTOR
Geetanjali Institute of Technical Studies
Dabok, UDANPUR-313022 (Raj.)